

Self Help Article

DBU Loading issues SVS/429 Targets

Notice

The contents of this document are proprietary to Rockwell Collins, Inc. and shall not be disclosed, disseminated, copied, or used except for purposes expressly authorized in writing by Rockwell Collins, Inc.

© 2018 Rockwell Collins. All rights reserved.

DBU-5010E unable to load SVS/429 Targets

Objective:

This document provides the steps to verify if the DBU-5010E has Load 429 LRU disabled. The user will be able to find the appropriate menu and enable/disable load capability. If 429 is disabled A429 will not appear as a load target.

Applicability:

System: Any system loading Via 429 from DBU-5010E

Revision Summary:

Original Issue: 10/04/2018

Revision Date: -

DEFINITIONS:

CDU	Control Display Unit
DBU	Data Base Unit
SVS	Synthetic Vision System

INTRODUCTION & PROCEDURE – Instructions for entering DBU Options menu

- 1) Menu steps to enter the DBU options menu
 - a) Press the IDX button on the CDU See figure 1 below



Figure 1

- b) Press the Line Select key next to MCDU Menu on the CDU

NOTES: In some installations you may need to press and hold IDX for 5-7 seconds to enable the MCDU menu

- c) Press Line Select Key next to AFIS/DBU Menu on the CDU See Figure 2 Below

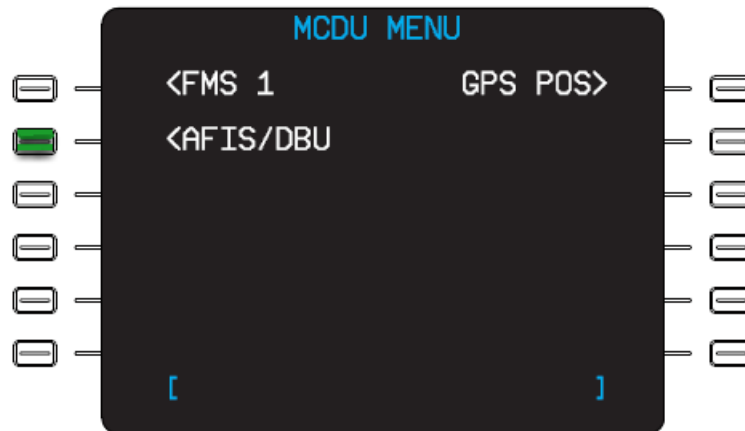


Figure 2

- d) Press Line Select Key next to DBU Status on the CDU See Figure 3 Below



Figure 3

- e) Press Line Select Key next to DBU Options on the CDU See figure 4 Below

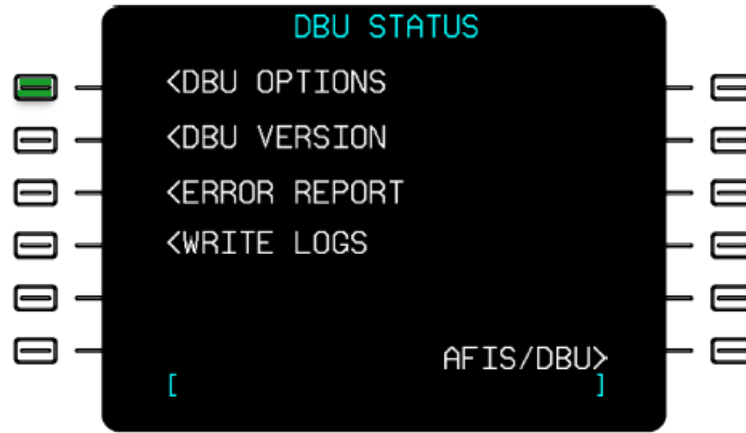


Figure 4

- f) Press Line Select Key next to ENABLE/DISABLED to toggle Load 429 LRU See Figure 5 below

NOTES: The Green Highlighted word is the current state of Load 429 LRU

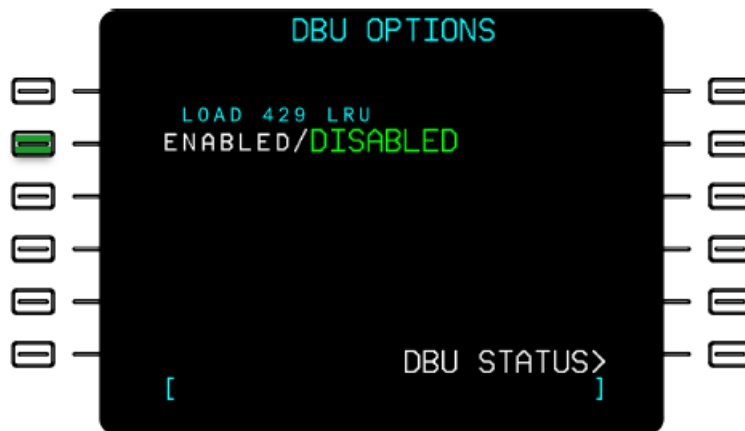


Figure 5

- 2) Verification that 429 LRU appears as a load target
 - a) After Enabling the load 429 LRU verify 429 LRU
 - b) Press the IDX button on the CDU See figure 6 below

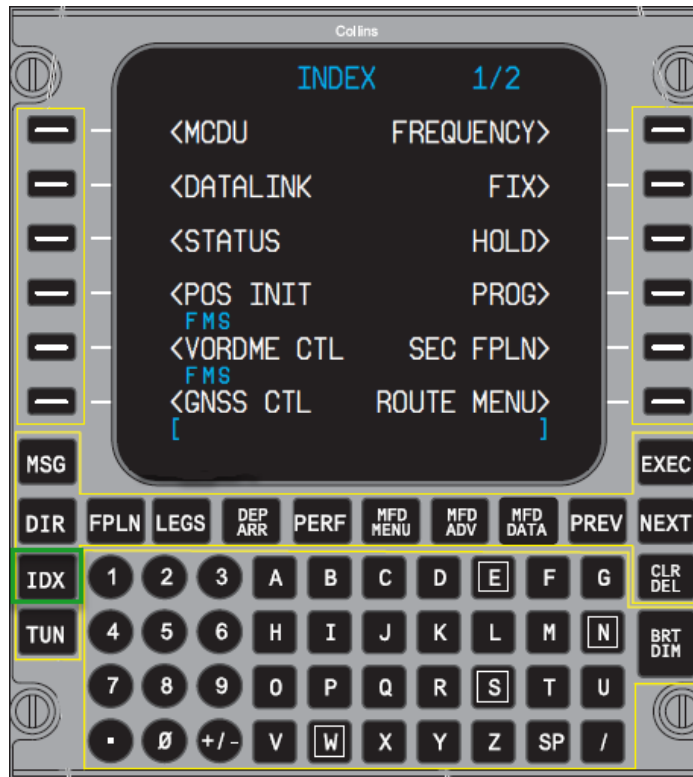


Figure 6

- c) Press the Line Select key next to MCDU Menu on the CDU

NOTE: In some installations you may need to press and hold IDX for 5-7 seconds to enable the MCDU menu

- d) Press Line Select Key next to AFIS/DBU Menu on the CDU See Figure 7 Below

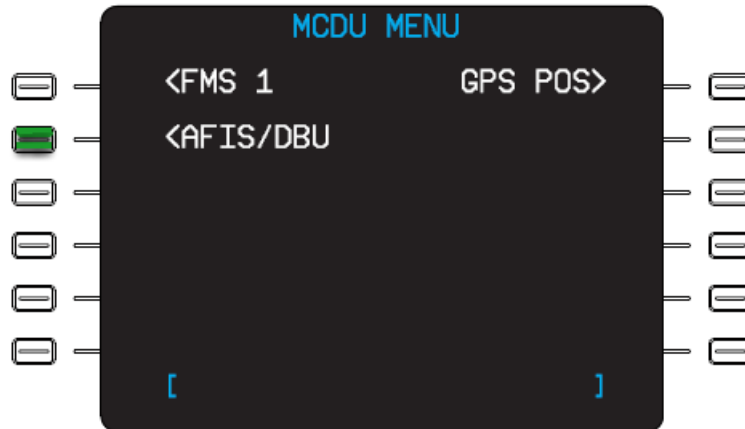


Figure 7

- e) Press Line Select Key next to Available LRU on the CDU See Figure 8 Below



Figure 8

- f) If 429 LRU does not show on Page 1/2 press NEXT Button on CDU See Figures 9, 10 and 11 below

NOTE: There is a limit of 5 LRU's that show up on the Available LRU Page

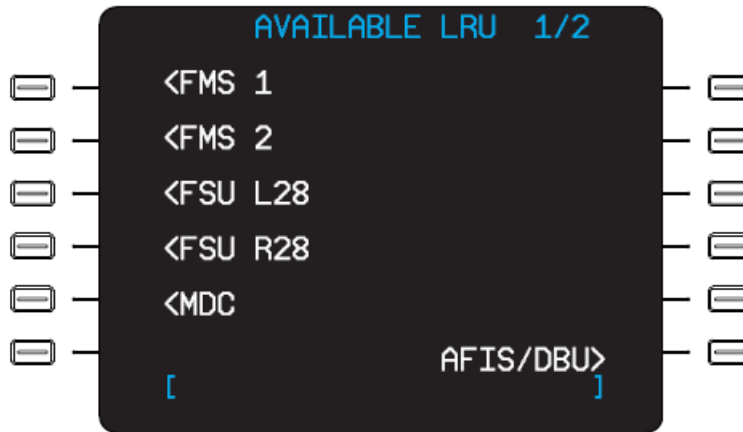


Figure 9

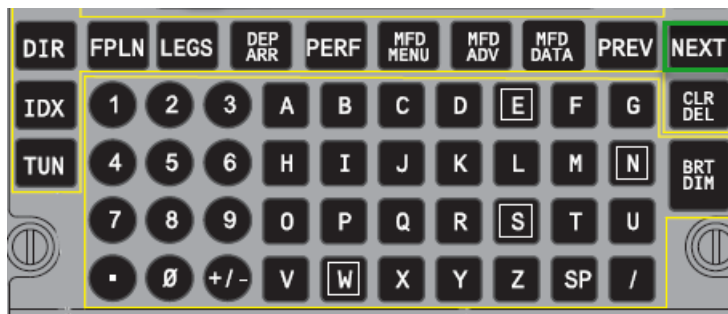


Figure 10



Figure 11